



Photo Lighting Tips for Exam-Takers

✓ **Do** ✓




Light in front of you




Window in front of you

This panel illustrates correct lighting setups. The top diagram shows a person at a desk with a laptop, and a light source (represented by a megaphone icon) is positioned in front of them. The bottom diagram shows a person at a desk with a laptop, and a window with a sun icon is positioned in front of them.

✗ **Don't** ✗



Light behind you



Window behind you

This panel illustrates incorrect lighting setups. The top diagram shows a person at a desk with a laptop, and a light source (represented by a megaphone icon) is positioned behind them. The bottom diagram shows a person at a desk with a laptop, and a window with a sun icon is positioned behind them.